

Glossary

Access Aisle

An accessible pedestrian space between elements, such as parking spaces, seating, and desks, that provides clearances appropriate for use of the elements.

Accessible Route

A continuous unobstructed path connecting all accessible elements and spaces of a building or facility. Interior accessible routes may include corridors, floors, ramps, elevators, lifts, and clear floor space at fixtures. Exterior accessible routes may include parking access aisles, curb ramps, crosswalks at vehicular ways, walks, ramps, and lifts.

Prefabricated Building

Is a type of building that consists of several factory-built components or units that are assembled on-site to complete the unit.

Unreinforced Masonry Building

Is a type of building where load bearing walls, non-load bearing walls, or other structures such as chimneys are made of brick, cinderblock, tiles, adobe, or other masonry material that is not braced by reinforcing beams. In California, construction of new unreinforced masonry buildings was prohibited in 1933, and state law enacted in 1986 required seismic retrofitting of existing structures.

Reinforcing Bar

A rebar, or reinforcing bar, is a common steel bar, and is commonly used in reinforced concrete and reinforced masonry structures. It is usually formed from carbon steel, and is given ridges for better mechanical anchoring into the concrete. It can also be described as reinforcement or reinforcing steel.

Potable Water

Is water that is of sufficiently high quality so that it can be consumed or used without risk of immediate or long term harm. Such water is commonly called potable water. Typically, water supply networks deliver potable water, whether it is to be used for drinking, washing or landscape irrigation.

Glossary

Septic Onsite Wastewater

A septic system is a small scale sewage treatment system common in areas with no connection to main sewage pipes provided by private corporations or local governments.

Aerobic Onsite Wastewater


Is a small scale sewage treatment system similar to a septic tank system, but which uses an aerobic process for digestion rather than just the anaerobic process used in a septic system. Aerobic treatment systems require a constant supply of electricity to drive an air pump. Some aerobic systems recycle the effluent through a sprinkler system, using it to water the lawn where regulations approve.

Aerobic Process

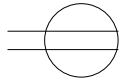
A process that provides aeration of the wastewater utilizing pumps to increase the oxygen level of the wastewater. Bacteria that lives, is active, or occurs only in the presence of oxygen.

Anaerobic Process

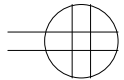
A process that treats wastewater without the aid of pumps or by adding any additional oxygen. Bacteria living, active, occurring, or existing in the absence of free oxygen.



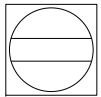
Light Switch



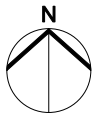
Electrical Plug
(Two Outlets)



Electrical Plug
(Four Outlets)



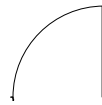
Floor Mount
Electrical Plug



North Arrow



Double Door (Note Swing Direction)



Door (Note Swing Direction)



Window