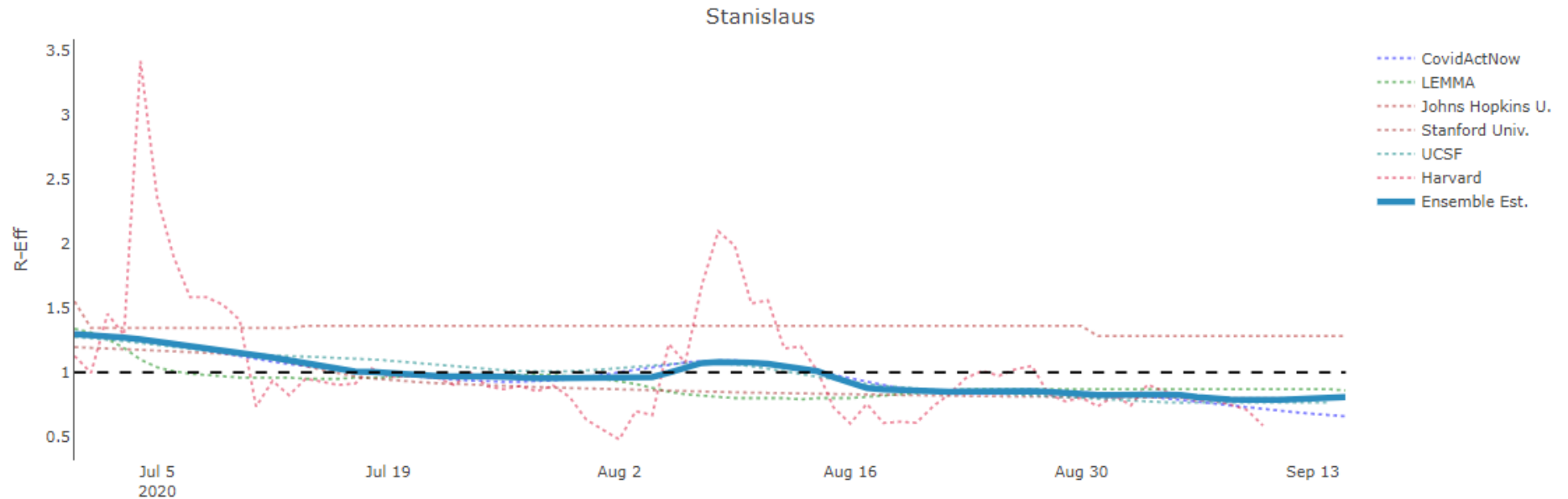


# Effective Reproduction Number in Stanislaus County

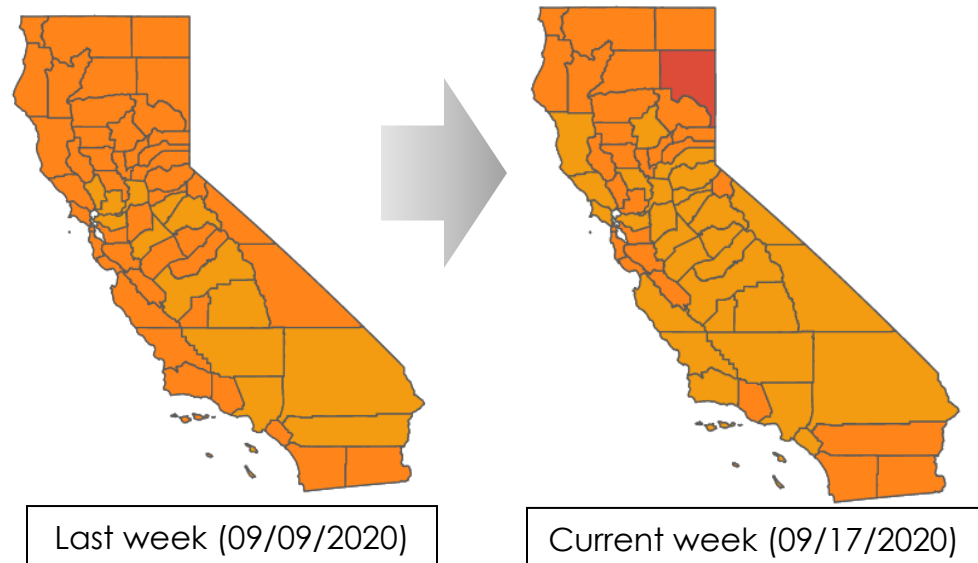
Latest Estimate of R-Effective in Stanislaus County is **0.81 (.04↓)**.

Results from the trend analysis shows that the spread of COVID-19 in Stanislaus County is likely **decreasing**.



## R-Effective of Neighboring Counties

- San Joaquin: 0.84 (.09↓)
- Merced: 0.77 (.26↓)
- Santa Clara: 0.91 (.07↓)
- Alameda: 0.90 (.01↓)
- Contra Costa: 0.86 (.01↓)
- Sacramento: 0.89 (-)

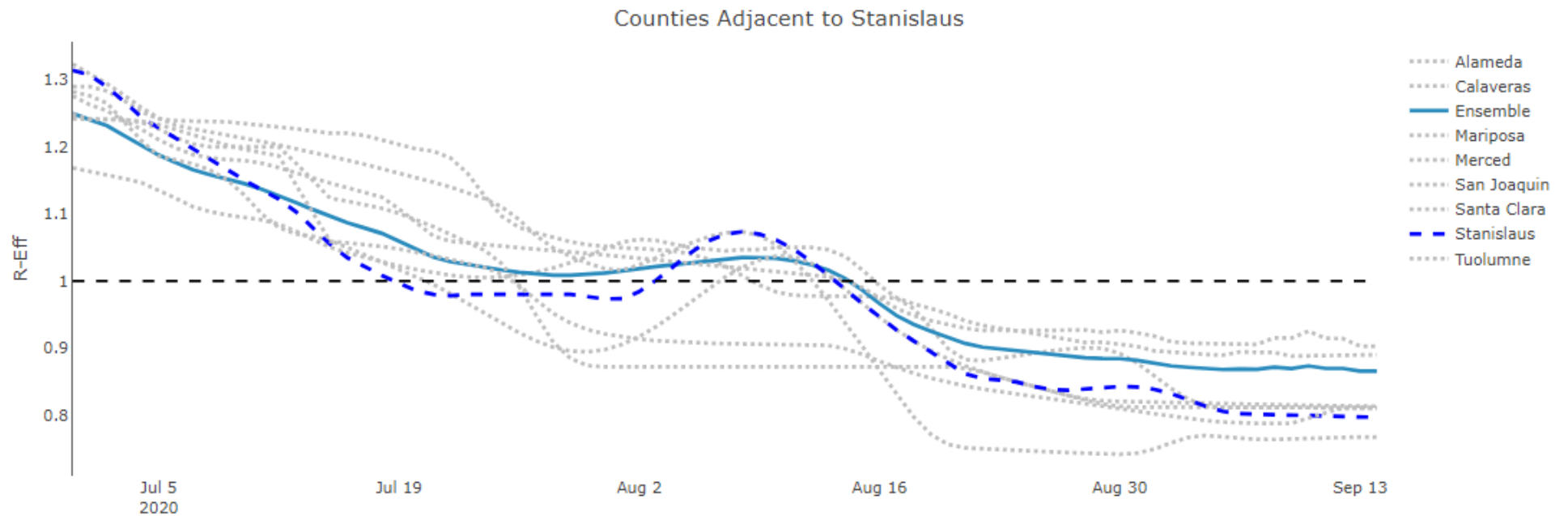


## Effective Reproduction Number in Stanislaus County and Surrounding Counties

The county adjacency panel allows users to examine 'clusters' of counties by selecting a focal county, and examining all counties that are adjacent, or geographically nearest to the focal county.

**Note:** Regional ensembles are population weighted means of the R-effective for counties identified in the region.

Latest Estimate of R-effective is **0.87 (0.05↓)** indicating that the spread of COVID-19 is like **decreasing** in the region.

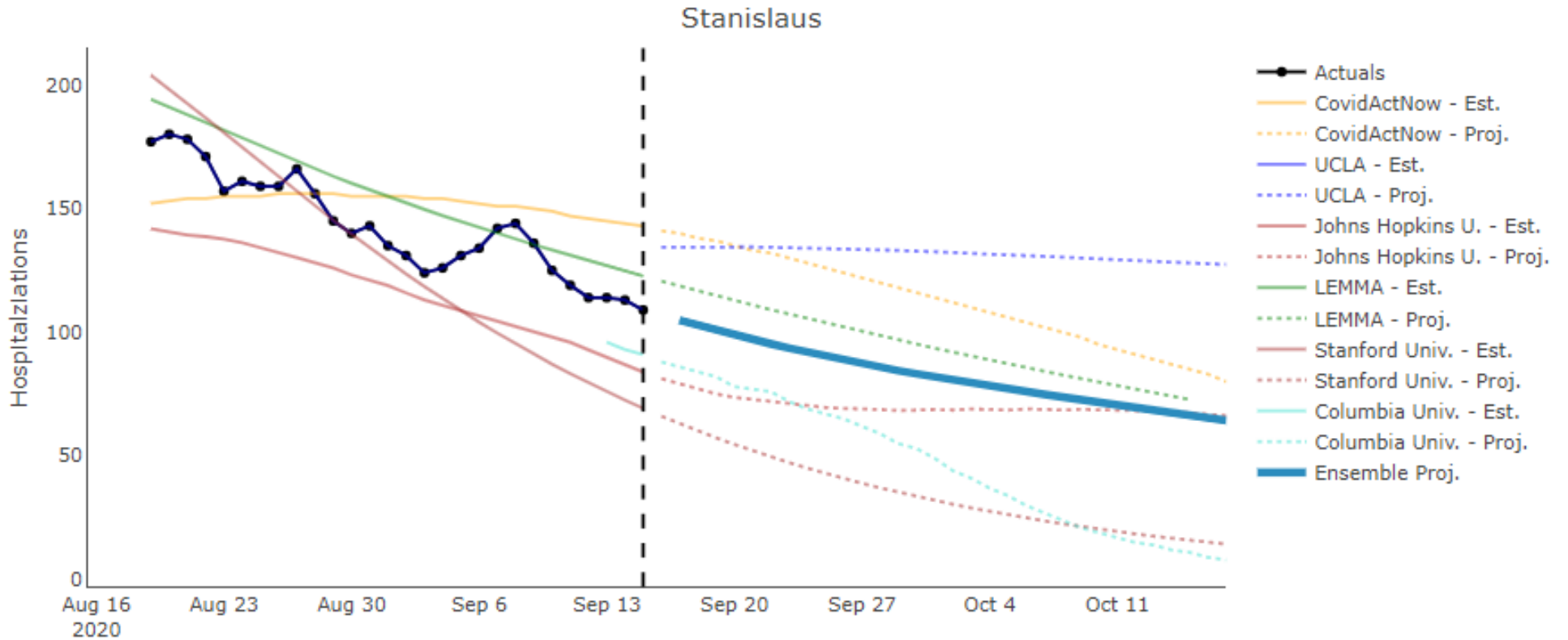


## Hospitalization Forecasts

Current Daily Hospitalization is 109 (09/15/2020)

Projected Daily Total would be **64** (Ensemble Forecast) through 10/17/2020.

LEMMA(Local Epidemic Modeling for Management & Action) has projected **73** through 10/15/20.



# Death Forecasts

Current Total Deaths: 317 as of 09/15/20

Projected Total through 10/17/2020 is **355** (LEMMA's projected total is 316.36 through 10/15/20)

